



# JEFFERSON COUNTY SCHOOLS

*“Success and Productivity for Every Student”*

**Jefferson County Schools saw increased performance in both English Language Arts and mathematics, based on initial data from TCAP assessments.**

During the 2021-2022 school year, Jefferson County Schools established guiding principles called the CORE 4: Culture of Excellence, High-Quality Instruction and Materials in ELA, High-Quality Instruction and Materials in Mathematics, and Data-Informed and Responsive Instruction. These principles provided a framework for success and reflection. With the release of state achievement scores, we are now able to understand the impact of this focus in relation to state results.

In language arts the district demonstrated improvement in proficiency across each grade level when compared to the 2020 – 2021 school year. We are extremely excited to announce that grades 5, 6, and 7 experienced double-digit improvement in overall achievement in language arts in comparison to the previous year. In sixth grade **41%** of our students met or exceeded expectations according to TCAP assessments. According to Michelle Walker, “This is a result a district-wide team effort: Teachers’ dedication to planning together on a regular basis, using our high-quality materials with integrity, and preparing specifically for the students who would be receiving the instruction without lowering the expectation that they can do hard things.” We also saw 9 percentage points of growth in 3<sup>rd</sup> grade and 7 points of growth in 4<sup>th</sup> grade. According to our current release, grades 3 – 7 achievement scores have outpaced pre-pandemic achievement scores. Jefferson County High School saw gains in English I and English II from 2020 – 2021.

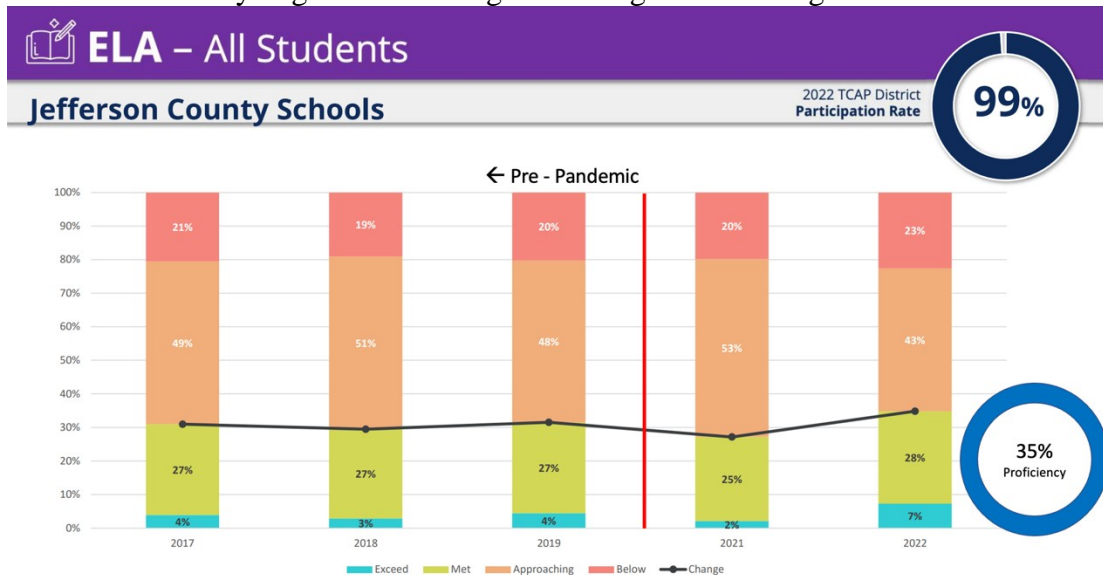
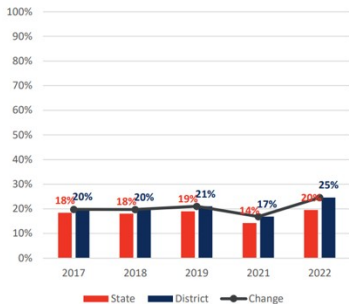


Figure 1: Grades 3 – 10 ELA Proficiency (TCAP)

**ELA – Economically Disadvantaged**  
**Jefferson County Schools** District's Percent of Economically Disadvantaged Students **30%**

District Proficiency vs. State



“As we continue to focus on standards aligned instruction, we can see the benefit for all student groups.”

Trevor Collins

Figure 2: Grades 3 – 10 ELA Proficiency for Economically Disadvantaged Students (TCAP)

In mathematics the district demonstrated improvement in proficiency in grades 3 – 7 with a slight decline in 8<sup>th</sup> grade. While the 8<sup>th</sup> grade proficiency level fell, we did notice double digit growth for the cohort moving from 7<sup>th</sup> to 8<sup>th</sup> grade. The district also doubled the Algebra I proficiency from 2020 – 2021.

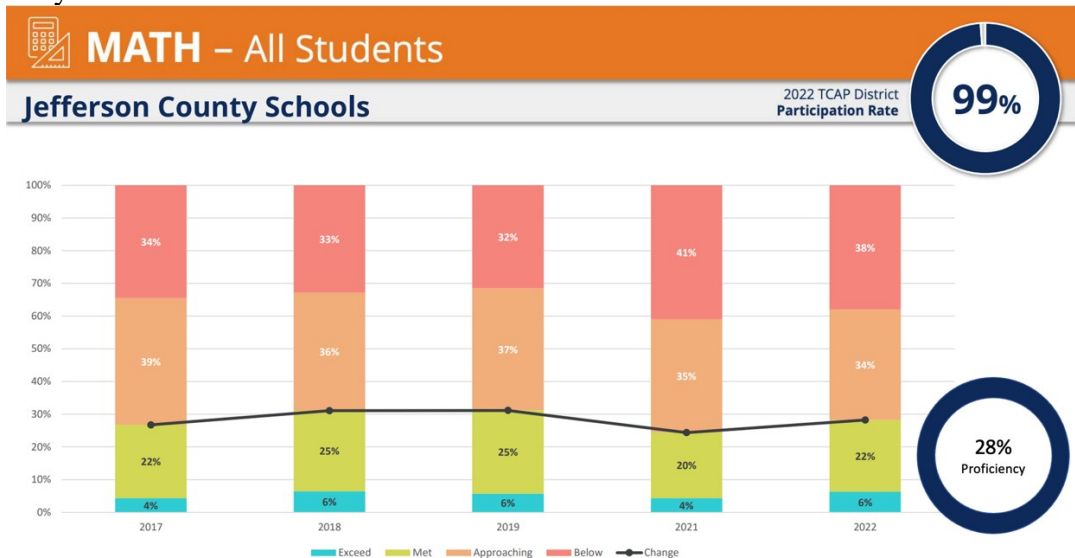


Figure 3: Grades 3 – 11 Math Proficiency (TCAP)

As we reflect on our current TCAP scores, we also want to remind everyone that we use multiple sources of information to inform our work throughout the year. Utilizing the iReady assessment results, given three times a year, we are able to monitor growth, grade level performance, and proficiency. While we continue to increase proficiency on TCAP, we also see increases in the number of students performing on grade level on the iReady assessment. In grades K – 3, sixty percent of our students are currently scoring on grade level in reading.



# JEFFERSON COUNTY SCHOOLS

*“Success and Productivity for Every Student”*

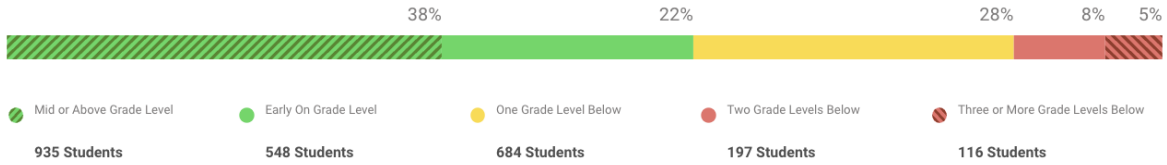


Figure 4: Grades K – 3 ELA Proficiency (iReady)

Kristi Waltke comments, “Our new foundational skills curriculum is explicit and systematic and ensures that children have lots of practice manipulating sounds orally. Our teachers have worked hard to implement the program in their classrooms. I’m thrilled that we have such strong evidence of student learning. We know it’s working, and that gives us the momentum we need to keep going.” This movement is made possible through the continued work and dedication of our early elementary teachers and their focus on all aspects of literacy. For those students not scoring on grade level, the district continues to provide small groups support, intervention, and more intensive levels of service to ensure students are moving to grade level expectations.

The TCAP assessment for science was given for the second time this year. Jefferson County Schools scores were at or above the state average in 4 of the 6 tested areas. 4<sup>th</sup> and 7<sup>th</sup> grade science scores are currently at or above 40%. While reviewing our science scores, we are encouraged that our scores remained comparable across the board to our pandemic scores. Last year we made a commitment to add dedicated Science, Technology, Engineering, and Math (STEM) classes in each of our middle schools.

The TCAP assessment for social studies demonstrated strong scores across the board. Social studies is only given to grades 6 – 8 at this time. The district outscored last year’s pandemic level scores. In addition, the district outscored the state at each grade level. We are extremely proud of the hard work and dedication of our social studies teachers across the district.

## 6 – 8 Social Studies

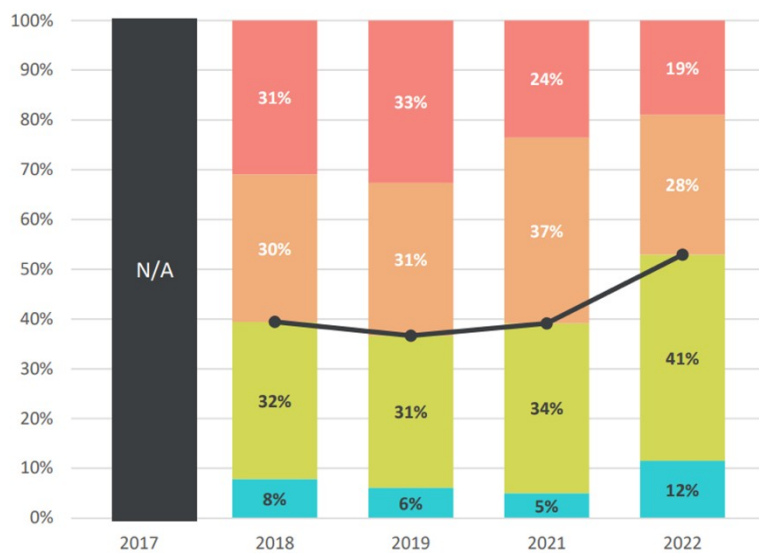


Figure 5: Grades 6 – 8 Social Studies Proficiency (TCAP)

Tommy Arnold comments, “This data is just an initial snapshot, and we look forward to the full releases of data so we can celebrate our successes and look to improve areas that need targeted attention. Thank you to our teachers, staff, parents, and most importantly students for your hard work and dedication.”